

2025 RS Aero SPRINT Series
SUPPLEMENTARY SAILING INSTRUCTIONS

Schedule

Date	Start time	HW
12/04	12:00	12:23
10/05	12:00	11:17
14/06	13:00	14:33
12/07	13:00	13:34
06/09	12:00	11:23
25/10	12:00	13:41

Eligibility

RS Aero dinghies with any of the rigs supplied by RS.

Format

Up to 6 short races, sailed back-to-back, target time for lead boat 15 minutes. The rig grouping/start sequence will be announced on the day. Class flags on the CB override any announcement.

A boat's series score will be the total of her race scores excluding her worst scores from races completed, as follows:








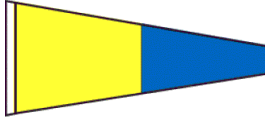
Races completed	1	2	3	4	5	6
Scores excluded	0	0	0	1	1	1

Committee Boat

(CB) Will be announced on the day.

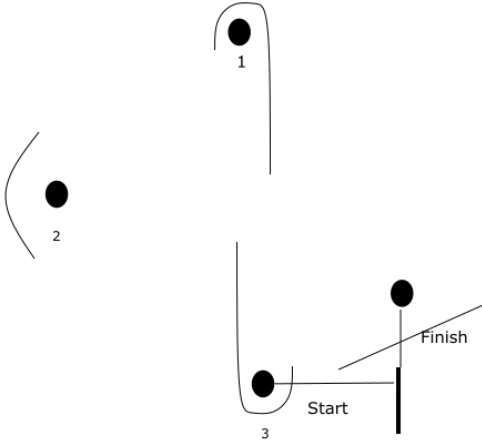
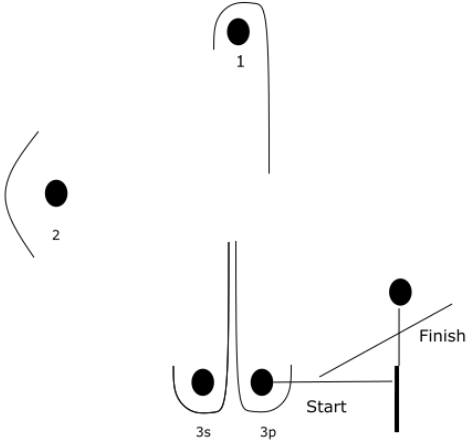
Class Flags

Will be either a custom flag of the colour corresponding to the Aero sail flashes, or a numeral pennant.

Rig	Custom flag	colour	or Numeral Pennant	colour
9		Hot Pink		White black red yellow
7		Fluorescent green/yellow		yellow red
6		Purple		blue white
5		Royal Blue		yellow blue

- Start Signals** Start sequence will be a 3-minute version of RRS 26.
- Start Line** Will be between a staff on the CB flying an orange flag and Mark 3.
- Finish Line** The finishing line will be between a staff displaying a blue flag on the CB and the course side of a dan buoy also displaying a blue flag near the CB.
- Shorten course** If flag S is displayed from the CB (in position as per diagram below) and Mark 3 (or 3S or 3p) is the next mark; then boats will proceed straight to the finish line from Mark 3 (or 3S or 3p) (This changes RRS 32).

Course layout(s)

Without Gate	With leeward Gate and "G" indicated on the board
	

Mark rounding Either "T" (Triangle) or "W" (Windward/leeward) will be displayed on the CB with the option to add "G" for Gate:

T - Start...1(P) ...3(P) ...1(P) ...2(P) ...3(P)...Finish

W - Start ...1(P) ...3(P) ...1(P) ...3(P)...Finish

TG - Start...1(P) ...3p(P)/3s(S) ...1(P) ...2(P) ...3p(P)...Finish

WG - Start ...1(P) ...3p(P)/3s(S)...1(P) ...3p(P)...Finish